


# SOLANO



8" (20.32 cm) extruded resin top seat with decorative lines and solar lamp (optional)

Resin seat cap

Injected resin top track


6" (15.24 cm) injected resin upright

52" (1.32 m) corrugated steel wall

Injected resin bottom connector

Injected resin bottom track

Nevada Wall



## Round

- 18' (5.48 m)
- 24' (7.31 m)
- 27' (8.23 m)
- 30' (9.14 m)

# KAMIKA

7" (17.78 cm) extruded resin top seat

Resin seat cap

Injected resin top track

6" (15.24 cm) extruded resin upright

52" (1.32 m) or 54" (1.37 m) corrugated steel wall

Injected resin bottom connector / foot collar combination


Injected resin bottom track

Khaki Venetian Wall

## Round

- 18' (5.48 m)
- 24' (7.31 m)
- 27' (8.23 m)
- 30' (9.14 m)
- 33' (10.06 m)


## A-Frame oval



- 12' x 24' (3,66 m x 7,31 m)
- 16' x 32' (4,87 m x 9,14 m)
- 18' x 33' (5,48 m x 10,06 m)



# PACIFIC



7" (17.78 cm) galvanized steel top seat

Resin seat cap

Galvanized steel top track

6" (15.24 cm) galvanized steel upright

52" (1.32 m) corrugated steel wall

Injected resin bottom connector / foot collar combination

Galvanized steel bottom track

Tilestone Wall

## Round

- 15' (4.57 m)
- 18' (5.48 m)
- 21' (6.40 m)
- 24' (7.31 m)
- 27' (8.23 m)
- 30' (9.14 m)
- 33' (10.06 m)

## A-Frame oval



- 12' x 24' (3,66 m x 7,31 m)
- 16' x 32' (4,87 m x 9,14 m)
- 18' x 33' (5,48 m x 10,06 m)

